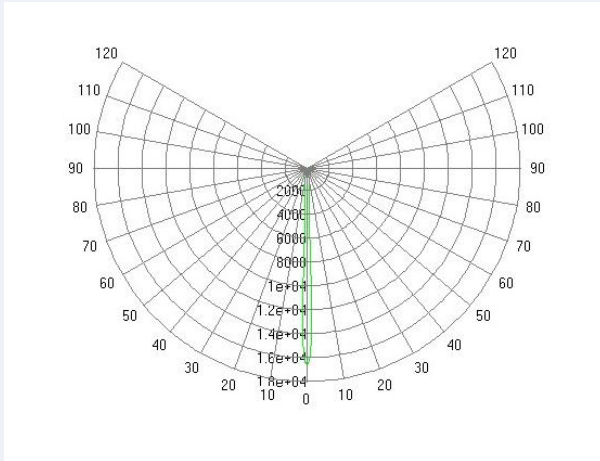
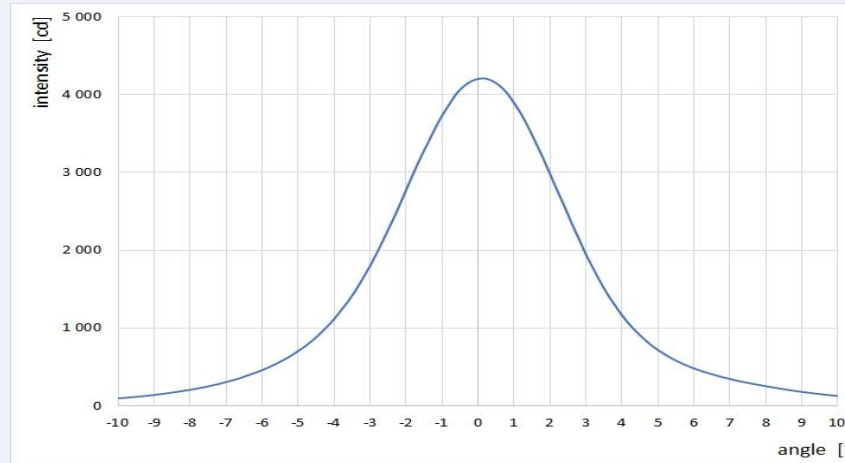


Ag86 5015 – simulation results

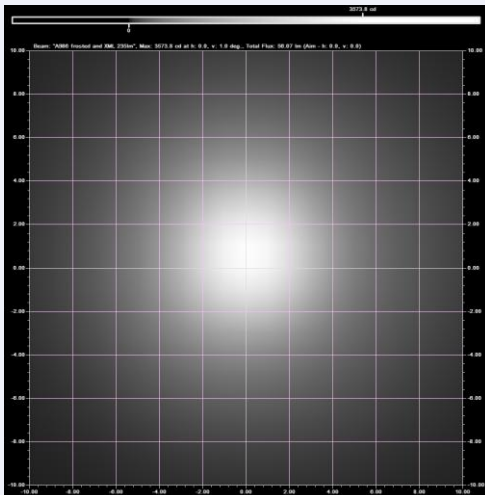
- Polar Candela Distribution Plot



- Rectangular Candela Distribution Plot



- Projection wall 3,5 x 3,5 m at 10m



LED used for simulation	Cree XM-L2
Luminous flux of LED [lm]	235
FWHM C ₀ [°]	5
FWHM C ₉₀ [°]	5

* The ratio between luminous flux on the projection wall (3,5 x 3,5 m at 10 m) and luminous flux of LED