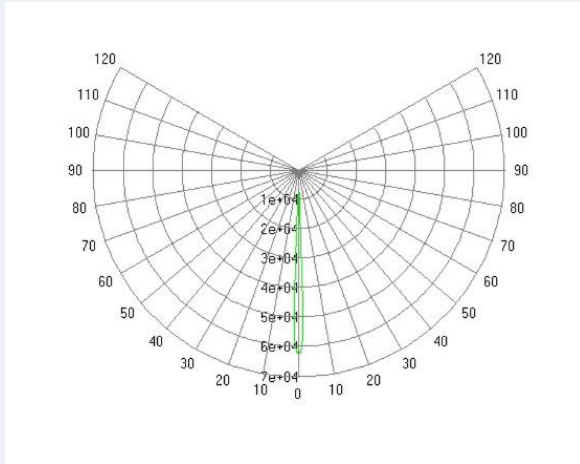
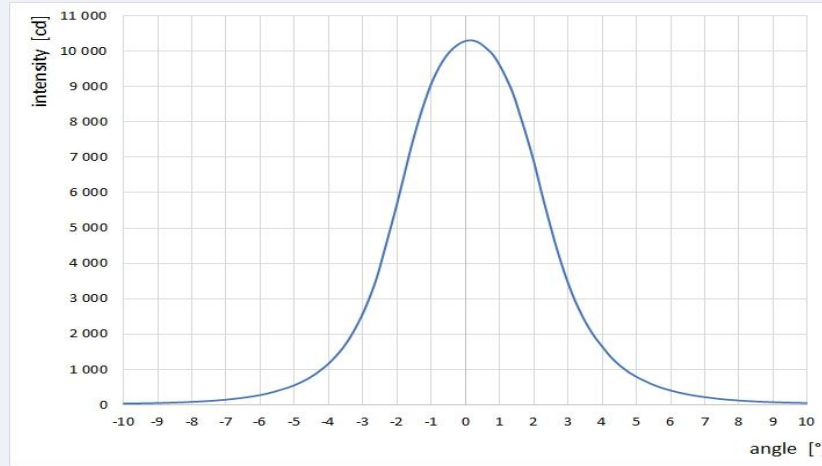


Ag85 5019 – simulation results

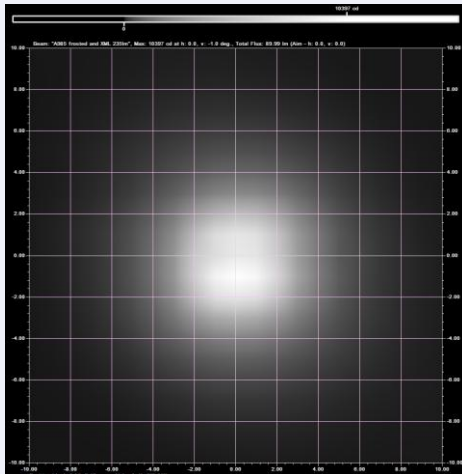
- Polar Candela Distribution Plot



- Rectangular Candela Distribution Plot



- Projection wall 3,5 x 3,5 m at 10m



| | |
|---------------------------|------------|
| LED used for simulation | Cree XM-L2 |
| Luminous flux of LED [lm] | 235 |
| FWHM Co [°] | 4 |
| FWHM C90 [°] | 4 |

* The ratio between luminous flux on the projection wall (3,5 x 3,5 m at 10 m) and luminous flux of LED