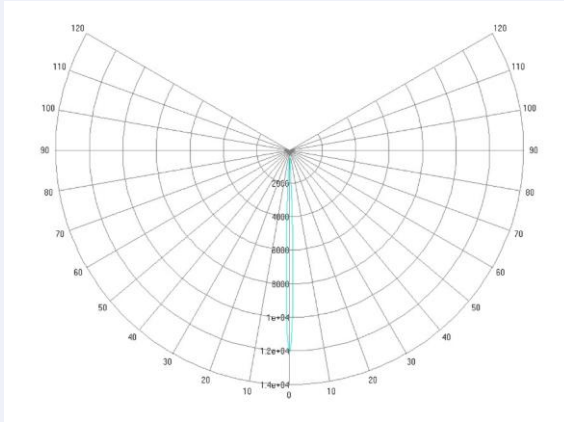
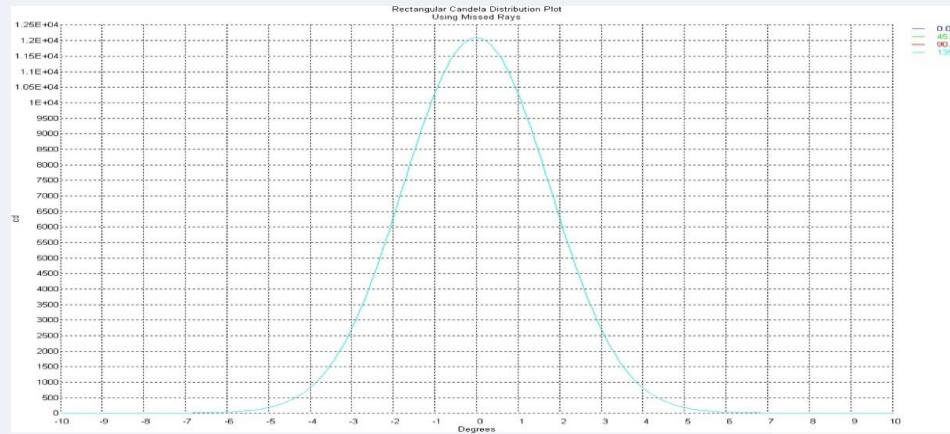


Ag69 7106 – simulation results


- Polar Candela Distribution Plot



- Rectangular Candela Distribution Plot



- Projection wall 3x3 m at 10m



LED used for simulation	Cree XM-L2
Luminous flux of LED [lm]	2 351
Efficiency [%]*	30
FWHM Co [°]	4
FWHM C90 [°]	4

* The ratio between luminous flux on the projection wall (5x5 m at 1 m) and luminous flux of LED