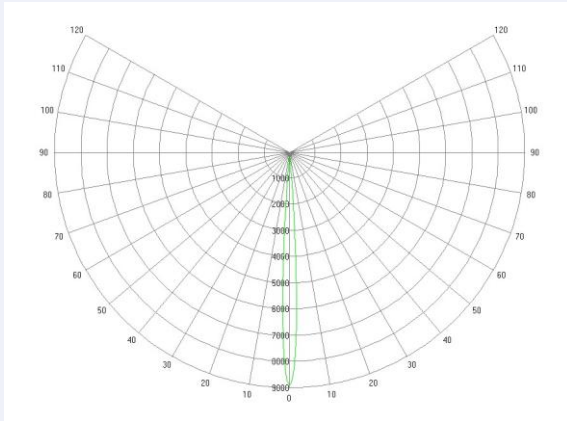
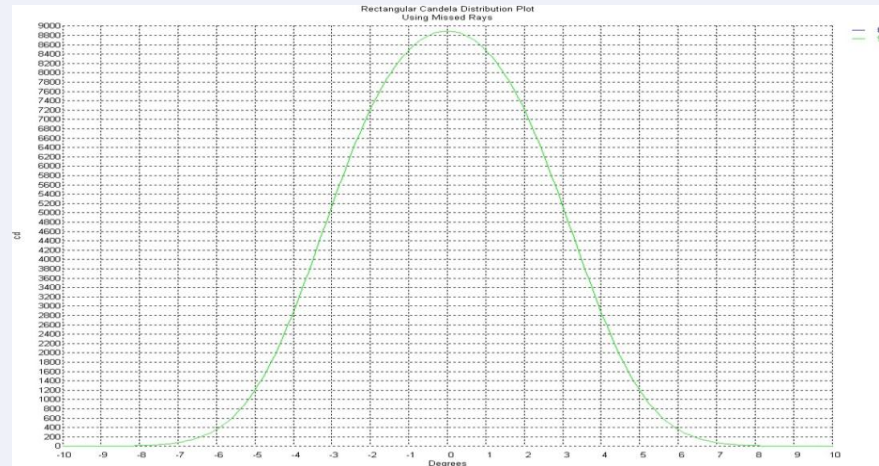


Ag68 5216 – simulation results


- Polar Candela Distribution Plot



- Rectangular Candela Distribution Plot



- Projection wall 3x3 m at 10m



LED used for simulation	Cree XM-L2
Luminous flux of LED [lm]	235
Efficiency [%]*	52
FWHM Co [°]	7
FWHM C90 [°]	7

* The ratio between luminous flux on the projection wall (3x3 m at 10 m) and luminous flux of LED