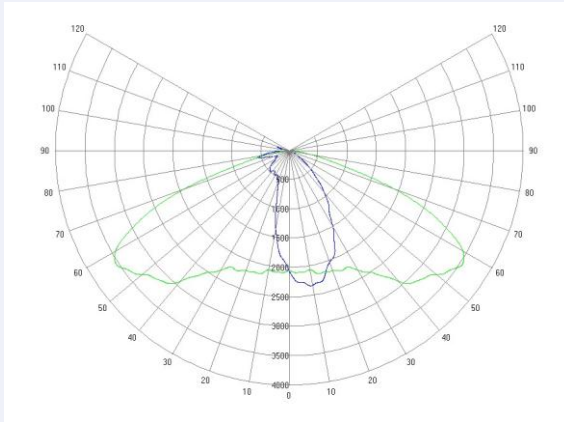
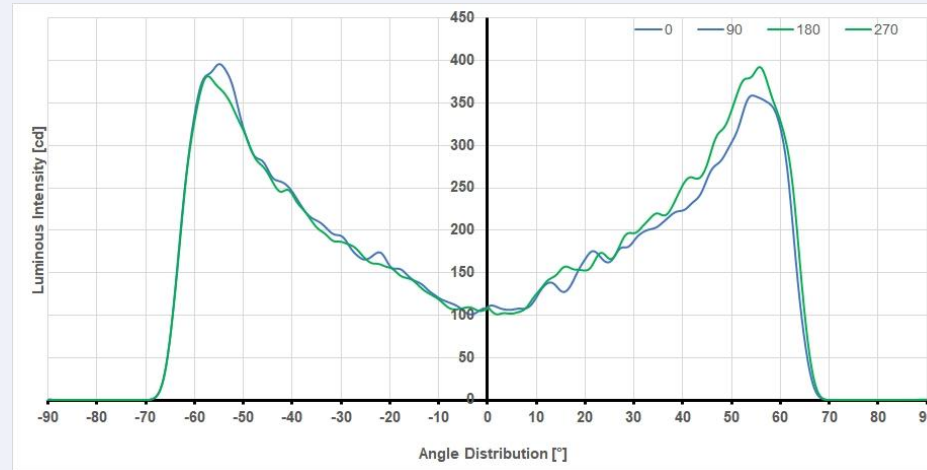


A958 7625 – simulation results


- Polar Candela Distribution Plot



- Rectangular Candela Distribution Plot



- Projection wall 80x80 m at 10m



LED used for simulation	CXA2530
Luminous flux of LED [lm]	6 300
Efficiency [%]*	85
FWHM Co [°]	145
FWHM C90 [°]	45

* The ratio between luminous flux on the projection wall (5x5 m at 1 m) and luminous flux of LED